



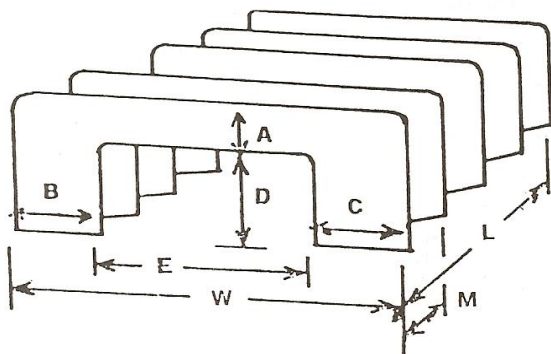
640 FOND DU LAC AVENUE * P.O. BOX 1065
FOND DU LAC, WISCONSIN 54936-1065
PHONE: 920-921-5660 FAX: 920-921-2840
E-MAIL: SALES@FABERKIN.COM
WWW.CUSTOMFABERKIN.COM

SETTING THE STANDARD IN CONTRACT SEWING

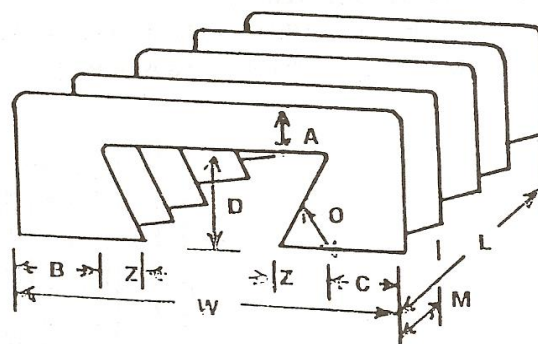
COMPANY NAME: _____
CONTACT NAME: _____
ADDRESS: _____
CITY: _____ STATE: _____ ZIP: _____
PHONE NUMBER: _____ EMAIL: _____

WAYGUARD * FLAT WAY * DOVETAIL WAY

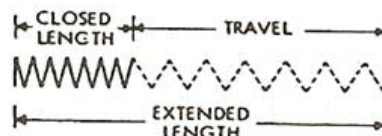
FLAT WAY



DOVETAIL WAY



- Specify extended and closed length requirements or indicate travel and we will advise closed length (compression). Extended length = closed length + travel
- FILL OUT BELOW DIMENSIONS:



W - Outside Width	L - Extended Length
E - Inside Width	D - Inside Height
A - Fold Height	M - Minimum Closed
B - Fold Width (usually same as A)	O - Way Angle
C - Fold Width (usually same as A)	Z - Inner to Outer Distance
Comments: _____	

- Indicate application / environment:
 - o NORMAL (SMALL PARTICLES, OCCASIONAL LARGE CHIPS, LIGHT OIL)
 - o HEAVY CHIP LOAD
 - o COLANTS OR CUTTING OILS

OPTIONAL MOUNTING OPTIONS (CHECK IF REQUIRED)

_____ FLANGE TYPE BACK-UP PLATE

***PLEASE SEND SKETCH WITH SIZE AND HOLE LOCATIONS**